



Hello, thank you for visiting [Sage-ness!](http://www.sage-ness.com)

Our Montessori-inspired learning environment prioritizes cultural immersion. Teaching my kids our mother tongue from India has been challenging given the limited availability of traditional, hands-on resources. This and many of my other materials & products were created as cultural learning resources for my kids to use at home. My passion and hope for passing on our language and Indian culture to the next generation is that it will bring us all a little closer together as a family, society and as humans. I am sharing this printable in hopes that it is a valuable addition to your families learning resources and cultural experience!

Please respect the terms listed below, so we can continue to produce and share learning materials for everyone to use. Also, if you see any mistakes in our materials, please kindly let us know!

Terms of use for this printable:

- This file will NOT be shared through email, file sharing sites or any other form
- This file and other materials provided by [Sage-ness](http://www.sage-ness.com) are for PERSONAL USE ONLY
- Any purchases made on [Sage-ness.com](http://www.sage-ness.com), entitles ONLY the purchaser the right to produce the material for personal use.
- Free and/or purchased files may not be duplicated, used for commercial purposes or mass distribution
- This file and other materials provided by [Sage-ness](http://www.sage-ness.com) will be exclusively obtained from [www.sage-ness.com](http://www.sage-ness.com).
- Please direct any requests for products, materials and files to [www.sage-ness.com](http://www.sage-ness.com)

Thank you and happy learning!

Sejal

FOLLOW US:



[www.sage-ness.com](http://www.sage-ness.com)

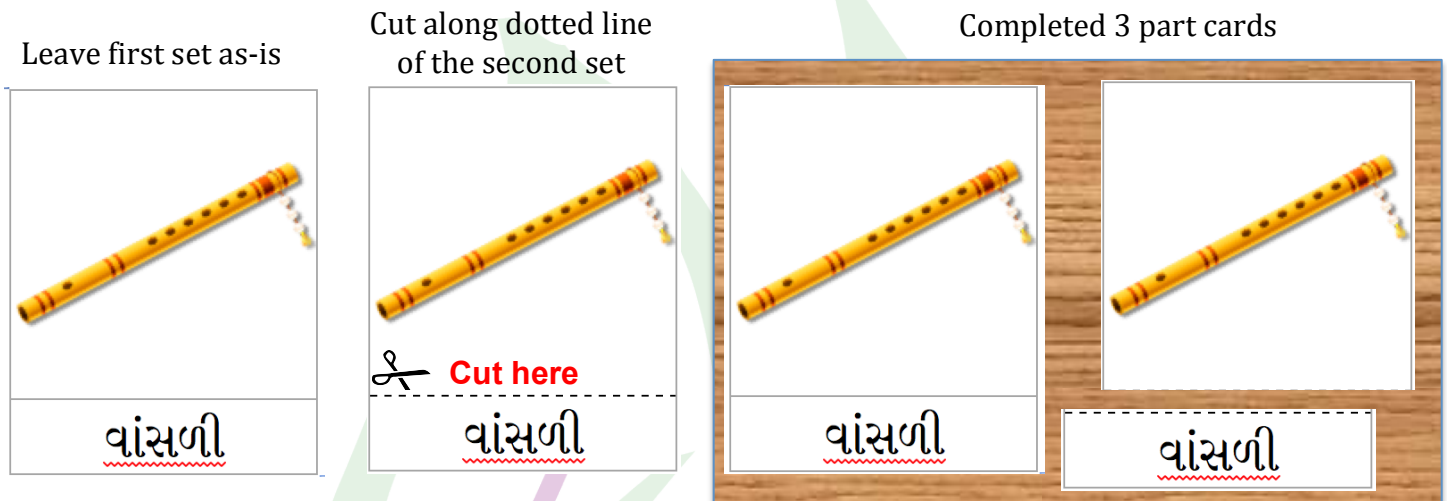


@ [@sage\\_ness](https://www.instagram.com/sage_ness)

***We would love to be tagged & attributed on any social media of our materials & products being used by your family!***

## How to use:

1. Use these cards as Montessori 3 part cards (look online for tutorials on how to present 3 part cards to your child)
  - a. Cut along the dotted lines to make the duplicate set into the complete 3 part set. See images below for details.



2. For babies and toddlers use these cards for matching with real objects, memory games, or flashcards
  - a. Cut both sets as-is (picture + word) and use as a memory game or matching one set of cards to the second set of cards
  - b. Prepare the 3 part cards as described in step 1a above and use just the picture card (from the second set) for matching real objects or use as pictorial flashcards and read the words out loud to your child. Check out the video on our blog for an example of how to present vocabulary to young children using the 3-period lesson.

**NOTE:** We encourage you to laminate these for longer use & durability.



## Credits & Attribution

All images for this document have been collected from various sources online.  
All images used in this printable are released under Creative Commons CC0.


Sage-ness.com takes no credit for the art work/images on this FREE printable.








કેરી



રૂપી



મોર



વાઘ



કમળ




ગંગા નદી



વડલો



ડોલ્ ફીન




અશોક સ્તંભ






કેરી



રૂપી



મોર



વાઘ



કમળ



ગંગા નદી



વડલો



ડોલ્ ફીન



અશોક સ્તંભ

## Guide to phonetically pronouncing Gujarati words:

India's National	Gujarati	Phonetic Spelling
Fruit	કેરી	Ke-ree
Currency	રૂપી	Roo-pee
Bird	મોર	More
Animal	વાઘ	Vaagh
Flower	કમળ	K'mud
River	ગંગા નદી	Ganga Nuh-dee
Tree	વડલો	Vud-lo
Aquatic Animal	ડોલ્ફીન	Dolphin
Emblem	અશોક સ્તંભ	Ashoka

This guide can be used as a reference to help your children pronounce words that may be unfamiliar.